



*2020-2021*

*Student Learning Objective  
Notes and Adjustments*

## **Minimum student population requirement for SLO:**

- 20% for year-long courses
- 40% of one-semester course (use Fall semester)
- 30% of one grade level for Elementary Specials classes

## **Teacher has 30 days to re-submit SLO if:**

- Teacher transitions to a new **campus, content, or grade level**
- Population drops below the minimum student requirement

# Student Learning Objective

Objective Setting	Unsatisfactory (0 Points) <i>A teacher rated here cannot receive any points for Objective Accomplishment</i>	Progressing (1 Point) <i>A teacher rated here can receive up to 2 pts for Objective Accomplishment</i>	Proficient (2 Points) <i>A teacher rated here can receive up to 3 pts for Objective Accomplishment</i>
	<ul style="list-style-type: none"> <li>SLO is not approved by the appraiser, AND/OR</li> <li>SLO does not use appropriate content standards or establishes low growth target AND/OR</li> <li>No objective is written</li> <li>Artifacts and student Score Sheet <b>are not uploaded to Cornerstone.</b></li> </ul>	<ul style="list-style-type: none"> <li><u>Student group</u> (20-40%) is appropriately identified</li> <li>Selected <u>content standards</u> are broad and capture deep ideas, AND</li> <li><u>Assessment items</u> are aligned with the learning content; cognitive demand may be at a low level, AND</li> <li>Established <u>growth targets</u> are rigorous, attainable projecting 40-69 percent or more students meet the target.</li> <li>Artifacts and student score sheet are <b>missing or incomplete</b> to Cornerstone</li> </ul>	<ul style="list-style-type: none"> <li><u>Student group</u> is appropriately identified (20-40%)</li> <li>Selected "Content Standards" are broad and capture deep ideas, AND</li> <li><u>Assessment items</u> are aligned with the learning content and with an appropriate level of cognitive demand, AND</li> <li>Established growth targets are rigorous, attainable projecting 70 percent or more students meet the target, AND</li> <li><u>Alignment statement</u> demonstrates that the SLO is tied to the success of the team, department, or school</li> <li>Artifacts and student score sheet are <b>fully complete and uploaded</b> to Cornerstone</li> </ul>

1

Must meet criteria for student group, rigor of goal, alignment, and compliance with required documentation at the proficient level.

**Score 0-2 awarded by appraiser**

Objective Accomplishment	Unsatisfactory (0 Points)	Progressing (1 Point) <i>Must receive at least 1 point on Objective Setting to be rated in this category</i>	Proficient (2 Points) <i>Must receive at least 1 point on Objective Setting to be rated in this category</i>	Exemplary (3 Points) <i>Must receive at least 2 points on Objective Setting to be rated in this category</i>
	<ul style="list-style-type: none"> <li>Teacher accomplishes part of the objective with 39 percent or less of students meeting their growth targets</li> </ul>	<ul style="list-style-type: none"> <li>Teacher accomplishes the objective with <b>40 to 69 percent</b> or more of students meeting their growth targets</li> <li><b>Completed score sheet</b> is uploaded to Cornerstone</li> </ul>	<ul style="list-style-type: none"> <li>Teacher accomplishes the objective with <b>70 to 89 percent</b> or more of students meeting their growth targets</li> <li><b>Completed score sheet</b> is uploaded to Cornerstone</li> </ul>	<ul style="list-style-type: none"> <li>Teacher accomplishes the objective with <b>90 percent or more</b> of students meeting their growth targets</li> <li>Accomplishment has positively impacted the success of the team, department, or school</li> <li><b>Completed score sheet</b> is uploaded to Cornerstone</li> </ul>

2

Appraisers verify documents; percent of students meeting goal scored centrally.

**Score 0-3 determined centrally**

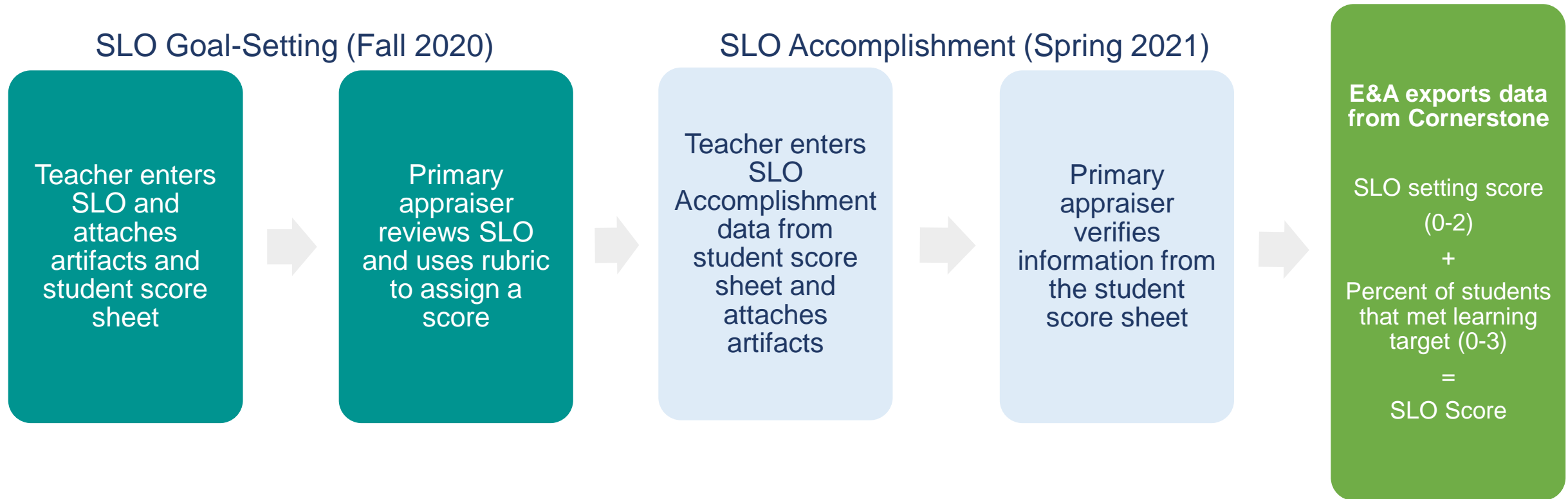
- The SLO will inform the student achievement component this year and the weighting will not be shifted if the component is missing

*This means a teacher can earn 0 points in 2020-21 if both SLO setting and Accomplishment are not submitted for Student Achievement*

- Primary Appraiser will verify the SLO Goal Accomplishment data submitted by the teacher in **Spring 2021** but will not issue a score

***Adjusted SLO Timeline: May 24<sup>th</sup> Teacher Submit SLO Accomplishment  
June 7<sup>th</sup> Appraiser Deadline to Score***

## How will the SLO total score be determined for the 2020-21 TEI Scorecard?



# Reminders: SLO Student Score Sheet

The SLO template from SLO setting must be **completed in its entirety** before submitting SLO accomplishment in Cornerstone.

2020-21 SLO Student Score Sheet						Teacher Name		EXAMPLE TEACHER NAME			
						Content Area		Reading / Language Arts (Grade 2)			
Students Eligible for Growth Calculation =						8		Instructions: To use the score sheet, fill in the <b>GREEN</b> columns during the SLO Goal-Setting. Fill in the <b>BLUE</b> columns during the SLO Goal-Accomplishment. Make no changes to the remaining <b>PURPLE</b> columns that will be calculated along with the the summary calculations in the yellow box.			
Eligible Students Meeting Target =						6					
Percent Eligible Students Meeting Target =						75.0%					
Complete the GREEN Fields during SLO Setting Fall 2020.						Complete the BLUE fields during SLO Accomplishment in Spring 2021.				Make no changes to the PURPLE fields.	
Number	Student Name	Baseline Assessment Date (MM/DD/YY)	Baseline Assessment Score	Baseline Assessment Max Points	Growth Target (Enter the projected point increase)	Outcome Assessment Date (MM/DD/YY)	Outcome Assessment Score	Outcome Assessment Max Points	Eligible Based on Attendance?	Proximity to Target	Eligible Students Meeting Target
1	John Smith	8/31/2020	55.0	100.0	15.0	5/1/2021	75.0	100.0	Yes	5.00	Yes
2	Jose Garcia	8/31/2020	65.0	100.0	15.0	5/1/2021	69.0	100.0	Yes	(11.00)	No
3	Amy Blue	8/31/2020	72.0	100.0	15.0	5/1/2021	90.0	100.0	Yes	3.00	Yes
4	Keisha Green	8/31/2020	75.0	100.0	15.0	5/1/2021	80.0	100.0	No	(10.00)	No
5	David Jones	8/31/2020	65.0	100.0	15.0	5/1/2021	85.0	100.0	Yes	5.00	Yes
6	Jonathan Doe	8/31/2020	70.0	100.0	15.0	5/1/2021	85.0	100.0	Yes	0.00	Yes
7	Holden Clark	8/31/2020	75.0	100.0	15.0	5/1/2021	90.0	100.0	Yes	0.00	Yes
8	Damien Kolsh	8/31/2020	80.0	100.0	15.0	5/1/2021	90.0	100.0	Yes	(5.00)	No
9	Alicia Perez	8/31/2020	55.0	100.0	15.0				Withdrawn		
10	Alex Hamilton	8/31/2020	70.0	100.0	15.0	5/1/2021	95.0		Yes	10.00	Yes
11									Blank		
<p>The GREEN fields should be completed using baseline assessment data from your focus students during SLO Goal-Setting.</p> <p>Remember: select a minimum of 20% of your student in a year long course; 40% in a one-semester course; or, 30% in elementary specials. Select enough students to ensure that minimums are met even if student enrollment changes.</p>						<p>The BLUE fields should be completed during SLO Accomplishment in Spring 2021.</p> <p>The "eligible based on attendance field" should be completed from the drop down list in each row. Students must be marked eligible to be included in the calculation.</p>				<p>No changes can be made to the PURPLE Fields.</p> <p>These will calculate automatically based on information entered in the GREEN and BLUE fields.</p>	

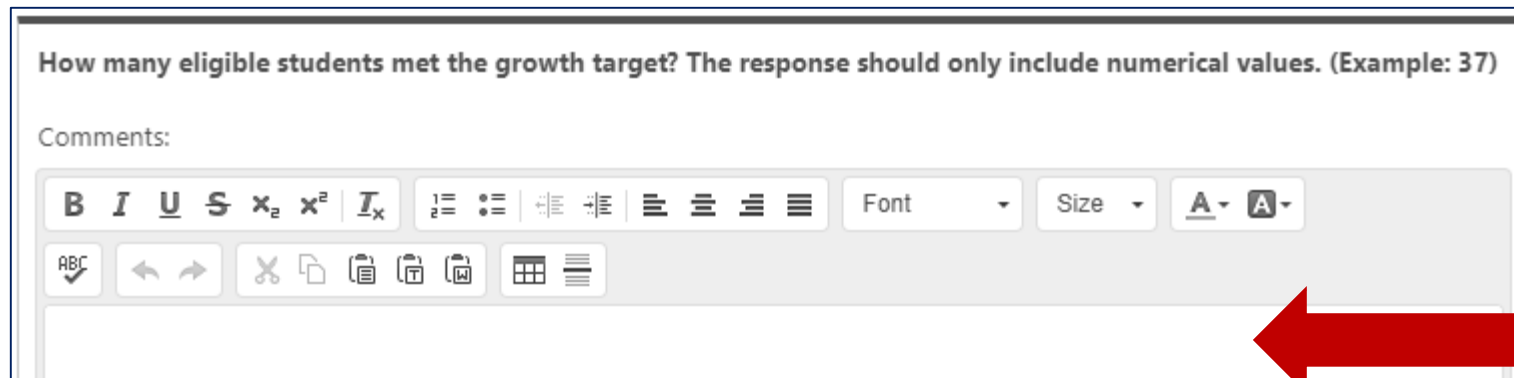
- Complete **ALL** Blue Fields during SLO accomplishment
- Students should be in attendance 85% of the SLO window for inclusion.
- The purple fields will calculate only when all required fields have been completed.
- The Example tab on the template includes notes to assist the teacher.

# Reminders: SLO Accomplishment in Cornerstone

Data will be extracted from the Cornerstone task to determine SLO final score – **it is imperative that teachers are explicitly following the directions in the task.**

How many eligible students met the growth target? The response should only include numerical values. (Example: 37)

Comments:

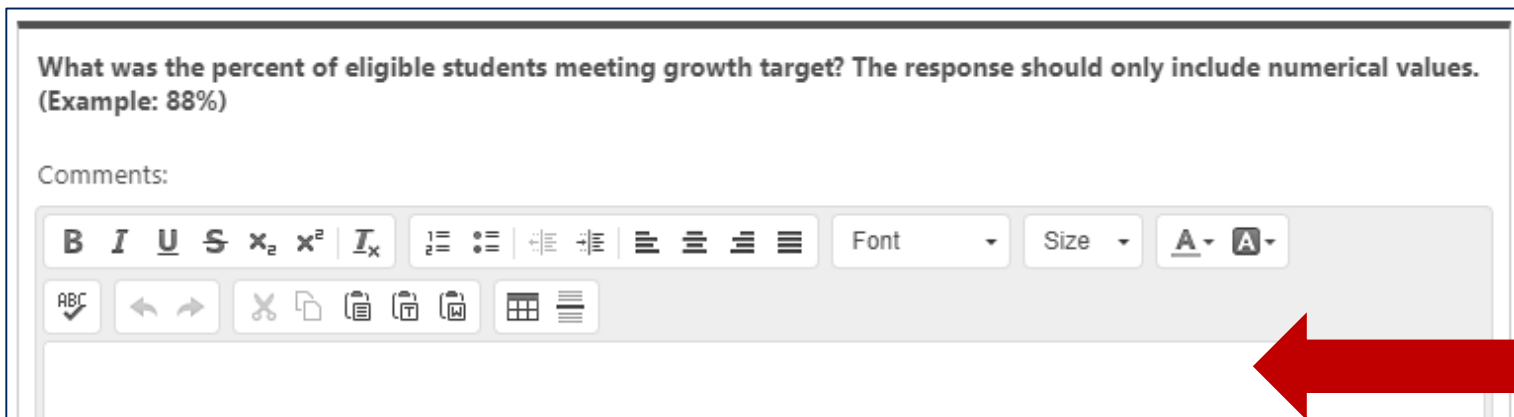


The screenshot shows a text input field for a task question. The question asks for the number of eligible students who met a growth target. Below the question is a rich text editor toolbar with various formatting options like bold, italic, underline, strikethrough, subscript, and superscript. A red arrow points from the right towards the empty text input area below the toolbar.

Enter a numerical  
value ONLY  
(example 38)

What was the percent of eligible students meeting growth target? The response should only include numerical values. (Example: 88%)

Comments:



The screenshot shows a text input field for a task question. The question asks for the percentage of eligible students meeting a growth target. Below the question is a rich text editor toolbar with various formatting options. A red arrow points from the right towards the empty text input area below the toolbar.

Enter a percentage  
from 1-100% ONLY  
(example 95%)

***Information captured in the incorrect format may not be scored.***