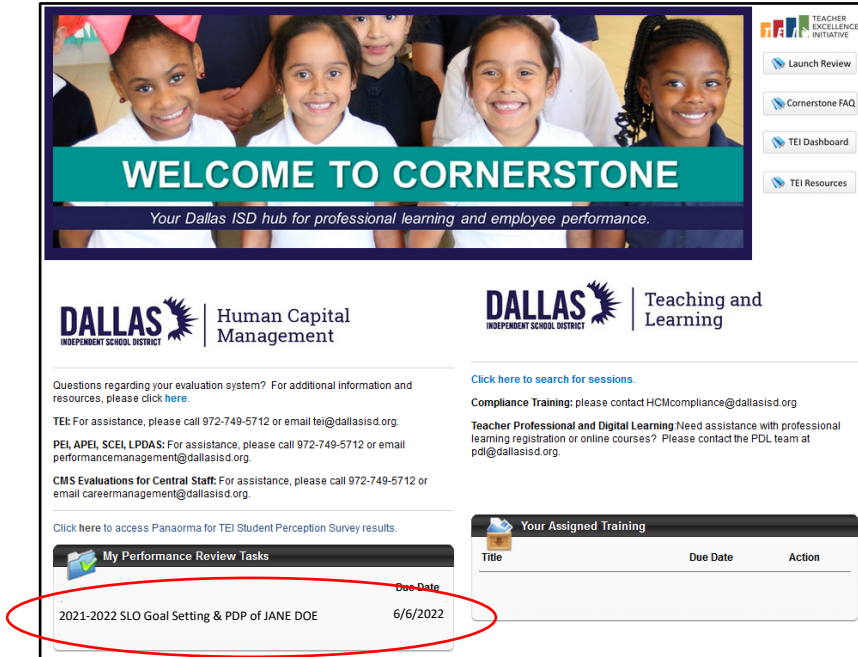


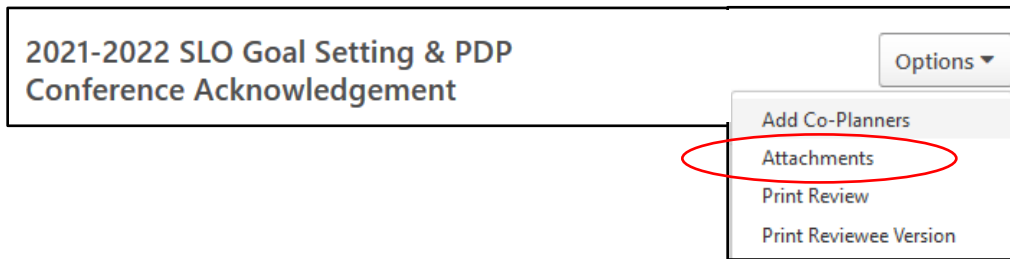
QUICK REFERENCE GUIDE: SCORING THE STUDENT LEARNING OBJECTIVE (SLO)

Note: TEI Eligible-teachers should submit an SLO before October 1st, 2021, or within 30 days of hire date into the instructional position.

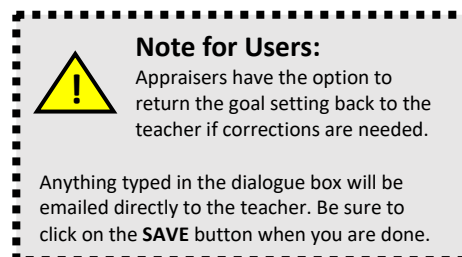
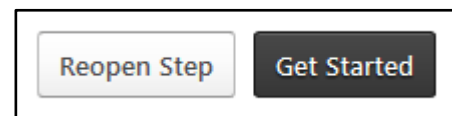
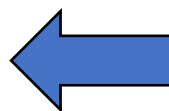
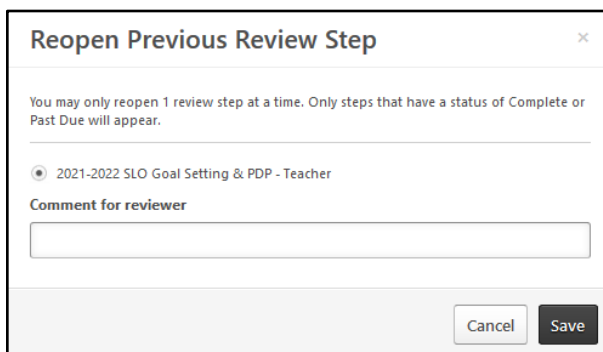
1. Log in to **Cornerstone** using your EAD username and password: <https://dallasisd.csod.com>
 - Preferred internet browsers: Mozilla Firefox and/or Internet Explorer
2. On the welcome page in the **My Performance Review Tasks** section, click on **2021-2022 SLO Goal Setting & PDP**.



3. Click on the tab at the top labeled **Options**. If the SLO Scoresheet has **not** been included within the **Attachments** section, please send it back to the teacher using the **Reopen Step** button located at the bottom right of this page.



4. Click on **Get Started** to proceed to the next page or if revisions need to be made, click on the **Reopen Step** button.



5. Review the responses submitted on this page. The questions are listed below:

- Which students will be covered by the goal?
- What time period will your SLO span?
- Which assessment will you use to collect pre- and post data?
- What growth target would you like your students to achieve?
- I have uploaded my completed SLO Student Score Sheet by selecting Options > Attachments on this page.

6. Select **Save and Exit** or **Save and Continue**.

The screenshot shows the '2021-2022 SLO Goal Setting' page. At the top left is the 'TEACHER EXCELLENCE INITIATIVE' logo. Below it, a paragraph explains that a teacher can receive up to 5 total base points for the SLO. A link is provided to add a new SLO goal. A reminder states that artifacts should be added to support the goal setting. A list of additional resources is provided: SLO Rubric, SLO Quick Reference Card, SLO Student Score Sheet, and More About the SLO. Below this is a summary box for the '2021-2022 SLO Goal Setting' with a 'New - Please Review' status, a start date of 8/30/2021, and a due date of 6/6/2022. A 'Note for Users' callout box with a yellow warning triangle icon states: 'If the SLO is not visible on this screen, the task should be returned to the employee, as he/she did not include an SLO in the submission.'


7. Review the [SLO Setting Rubric](#), and score the SLO Goal Setting by completing the required fields on the next page.

The screenshot shows the '2021-2022 SLO Goal Setting' page with a score selection dropdown menu open. The dropdown menu is circled in red and shows three options: '0 - Unsatisfactory', '1 - Progressing', and '2 - Proficient'. The page text includes instructions to complete the SLO goal setting by selecting 'Options > Add Attachments' to submit the SLO Student Score Sheet and supporting documents. A reminder states that the completed SLO Student Score sheet must be used by the appraiser. A list of additional resources is provided: SLO Rubric, SLO Quick Reference Card, SLO Student Score Sheet, and More About the SLO. A 'Note for Users' callout box with a yellow warning triangle icon states: 'If the goal setting scores at an unsatisfactory rating, the teacher may not earn any points toward SLO accomplishment in the Spring.'

8. Select **Save and Exit** or **Save and Continue**.

9. Review the submitted PDP. Remember, (1) PD goal must align to an indicator in Domain 2 of the [Teacher Performance Rubric](#).

2021-2022 Professional Development Plan (PDP)




TEACHER EXCELLENCE INITIATIVE

All teachers evaluated under TEI are required to complete an individualized Professional Development Plan (PDP). In addition to the District-required back to school professional learning (14 hours), teachers are encouraged to self-reflect and select learning opportunities that support professional growth and ensure attainment of the Student Learning Objective in the 2021-22 school year.

Using prior year summative data, please select two (2) areas of focus from the Teacher Performance Rubric and outline professional learning opportunities that will support this focus area. One PD goal must align to an Indicator in Domain 2 of the performance rubric. The other can be aligned to any Indicator within any domain that the teacher selects. Please refer to the resources below for additional assistance:


- Guidance for Professional Development Plans
- Teacher Performance Rubric

Selection #1: Please outline your professional learning goal, any related learning completion below.

 **TEACHER NAME** (Self) Rated: 2 - Domain 2 Review: 2021-2022 SLO Goal Setting & PDP Conference Acknowledgement Time: 9/9/2021 10:47 PM
For the 2021-2022 school year, I will improve my ability to engage all students by implementing rigorous, attainable and measurable expectations. I will also ensure that each one of my lessons and prepare my students for a college ready mind.

[More](#)

Selection #2: Please outline your professional learning goal, any related learning opportunities, and evidence of completion below.

 **TEACHER NAME** (Self) Rated: 4 - Domain 4 Review: 2021-2022 SLO Goal Setting & PDP Conference Acknowledgement Time: 9/9/2021 10:47 PM
During the 2021-2022 school year, my professional learning goal is to work hard at providing my students with lessons that are engaging and differentiated through the new PBL model that our school has implemented. I will be able to accomplish this goal by utilizing individualized instruction through the use of

[More](#)



Note for Users:

The PDP section is **NOT** scored.

10. Select **Save and Exit** or **Save and Continue**.
11. **Submit** the conference acknowledgment by signing electronically. Remember that an in-person/virtual conference is required for the SLO Goal Setting process.
12. Select **Submit**.

ADDITIONAL NOTES

- Access previously completed tasks in [Cornerstone](#) using the instructions below:
 1. Hover your mouse over the Home tab and select **My Team**
 2. Click on the desired employee on the left-hand side using the arrow icons
 3. Click on the **Performance** tab
 4. Select **Reviews**
 5. Here you can view/download previous task for your employee(s)
- See additional Quick Reference Guides for completing Spot, Extended, and Summative review tasks online in Cornerstone by visiting the resources section of the TEI website at <https://tei.dallasisd.org>. Contact the TEI/Performance Management team at 972.749.5712 or tei@dallasisd.org for additional assistance.